

VISUAL STORY

SHORT VERSION



My visit to
Dreamworld





Contents

| | |
|-----------------------------------------------------|----|
| About Dreamworld..... | 1 |
| What can I bring? | 2 |
| Rules at Dreamworld | 3 |
| Preparing for my day once I am inside the park..... | 4 |
| Going on Rides..... | 5 |
| Toilets at Dreamworld | 6 |
| Dreamworld Team Members..... | 7 |
| Sensory Warning | 8 |
| We hope you enjoy your day at Dreamworld..... | 9 |
| My Notes..... | 10 |



This visual story is designed to help everyone enjoy their visit to Dreamworld

About Dreamworld



What I can expect at Dreamworld.

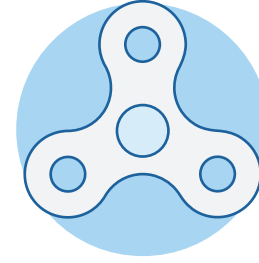
- Dreamworld is a theme park located in Coomera on the Northern Gold Coast, in Queensland.
- During my visit, I can choose to go on a range of kids, family or thrill rides, I can see Australian wildlife & tigers & I can experience a variety of entertainment, shopping & dining options.
- Next door to Dreamworld & within walking distance is WhiteWater World, a water park containing water slide attractions & a wave pool.
- Team members at the front entry can help me decide which ticket is best for my visit or I can visit dreamworld.com.au.



Dreamworld is 30 minutes from Surfers Paradise & 45 minutes from Brisbane

What can I bring?

For safety reasons on higher thrill rides, I might be asked to remove some loose items, such as headphones & glasses. There will be property boxes in which I can safely leave my belongings. If I prefer to leave my loose items on, Dreamworld team members can direct me to the rides where this is permitted.



I can leave loose items such as headphones on the following rides:

Sky Voyager

Bananas in Pyjamas Carousel

Dreamworld Express

Humpty-Go-Round

Big Red Planes

Deep Sea Dodgems

Play School Wheel




Vintage Cars

Big Red Boat Coaster

My sensory guide

I will see the following symbols in this visual story.

They will help me prepare for spaces that might have bright lights, smells, sounds or things to touch.



Rules at Dreamworld



· I cannot bring food & drinks into Dreamworld, however there are a range of food & beverage options available for me to purchase. I can talk to a Dreamworld Team Member if I have specific dietary needs.



· I should keep my hands clean to ensure that I am not spreading germs. There are bathrooms with hand washing facilities available to me throughout the park.



· If I need to cough or sneeze, I should do so into my arm, & if I feel sick or have cold & flu symptoms, I should stay home until I feel better.



· I can take photos throughout my day on my own device; however, I will not be permitted to take my device onto some rides & attractions for safety reasons.



· There are some things I can touch, like photo opportunities & some wildlife, like the kangaroos.



· There are some things I cannot touch, such as other wildlife & restricted areas. There are signs posted to tell me which areas I should not enter.



· Sometimes rides & attractions can be busy & there may be long waiting times. I can use my phone or a sensory item while I wait.



· Dreamworld has some intense rides & attractions. I will follow the instructions of team members & signage to make sure I have a safe & fun day.

Preparing for my day once I am inside the park 4

- Rides have rider requirements to keep me safe. To help me plan my day I can visit this webpage to view accessibility information relating to each attraction: [Dreamworld | Accessibility Information](#) & at each noticeboard in front of the rides.
- If I have specific needs, I can visit the Park Health & Accessibility facility next to the attraction named Sky Voyager to receive a rider assessment.
- The Park Health & Accessibility team will provide me with information related to the rides which I can safely access today.




Going on Rides

- Rides have a range of safety features, & Dreamworld team members are trained to make sure you have a safe & fun time when you decide to go on them.
- If you are seated on a ride & then change your mind, that is OK - raise your hand to get a team member's attention & if safe to do so, they will approach & assist you.
- Rides have different processes, so it is important to follow the team member's instructions.
- The safety features on rides mean that sometimes stoppages can take place. These are nothing to worry about - simply follow the direction of the team member & they will resolve the situation safely as quickly as they can.



Toilets at Dreamworld

- I can look for signs, use the map or ask a team member if I need help finding a toilet.
- There are male, female & accessible toilets in various locations, as well as baby change facilities.



Dreamworld Team Members

· I can approach the friendly Dreamworld team for assistance throughout my day.

· Team members can help me:

- Find my way
- Give me information about attractions
- Answer questions
- Arrange emergency medical assistance if I need it

· Some team members have training in **The Sunflower Program**. You can recognise them by spotting their Sunflower Badge. These team members are trained to assist guests with hidden disabilities.



Sensory Warnings

· Because Dreamworld is a theme park, there are lots of rides, which can make loud noises.



· Performances also take place where performers might use loud microphones. Microphones are used in Main Street, at the Tiger Island Stadium & in the Native Wildlife area. I can ask a team member what time these talks take place.

· Music plays throughout Dreamworld from speakers.



I can use the following strategies to help me feel comfortable if it is too noisy:

- Move to a quieter area
- Use noise-cancelling headphones
- Take a break
- Ask for help



We hope you **enjoy** your day at Dreamworld,
and we look forward to **welcoming** you back again soon

For a more detailed version of this document, head to
dreamworld.com.au/accessibility



